



DLF/DLH1268-I V1

12.1" TFT LCD, LED Backlight 1600nits, 1024x768

The DLF/DLH1268-I V1 is a 12.1 inch industrial grade sunlight readable LCD, with high brightness 1600 nits, it produce sharp images, crisp text and lifelike colors. The Durapixel LED backlight technology ensures high reliability and low power consumption, suitable for outdoor application, kiosk, factory automation, military, transportation and gaming application.

Key Features

- High Brightness 1600 nits
- Sunlight Readable
- Wide Viewing Angle of 178°(H), 178°(V)
- Wide Temperature (-30~85°C)
- Low Power Consumption
- BL MTBF: 100,000 hours



Specifications

Model Name	DLF/DLH1268-I V1
Description	12.1" TFT LCD, LED Backlight 1600 nits, 1024x768
Screen Size	12.1"
Display Area (mm)	245.76(H) x 184.32(V)
Brightness	1600 cd/m ²
Resolution	1024x768
Aspect Ratio	4 : 3
Contrast Ratio	1200 : 1
Pixel Pitch (mm)	0.24(H) x 0.24(V)
Pixel Pre Inch (PPI)	106
Viewing Angle	178°(H),178°(V)
Color Saturation (NTSC)	82%
Display Colors	16.7M
Response Time (Typical)	25ms
Panel Interface	LVDS
AD Board Input Interface	VGA, DVI, HDMI
Input Power	DC12V
Power Consumption	13W (16W with AD Board)
OSD Key	4 Keys (Power Switch, Menu, +, -)
OSD Control	Brightness, Color, Contrast, Auto Turing, H/V Position...etc
Dimensions (mm)	272 x 204.6 x 15.43
Bezel Size(U/B/L/R)	8.3/8.3/12.4/10.6
Weight (Net)	0.9kg
Operating Temperature	-30 °C ~ 85 °C
Storage Temperature	-40 °C ~ 90 °C

DLF= Panel + LED Driving Board

DLH= Panel + LED Driving Board + AD Control Board

Specifications are subject to change without notice.

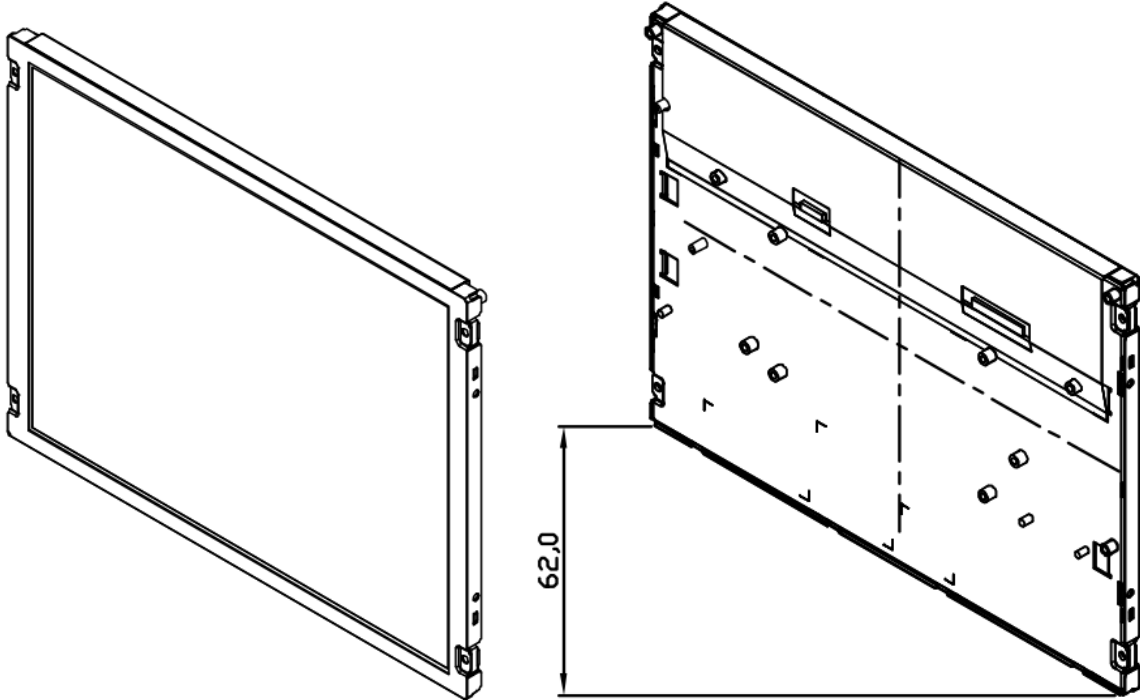
All brands or product names are trademarks or registered trademarks of their respective companies.



Mechanical Drawing


Outline Dimensions

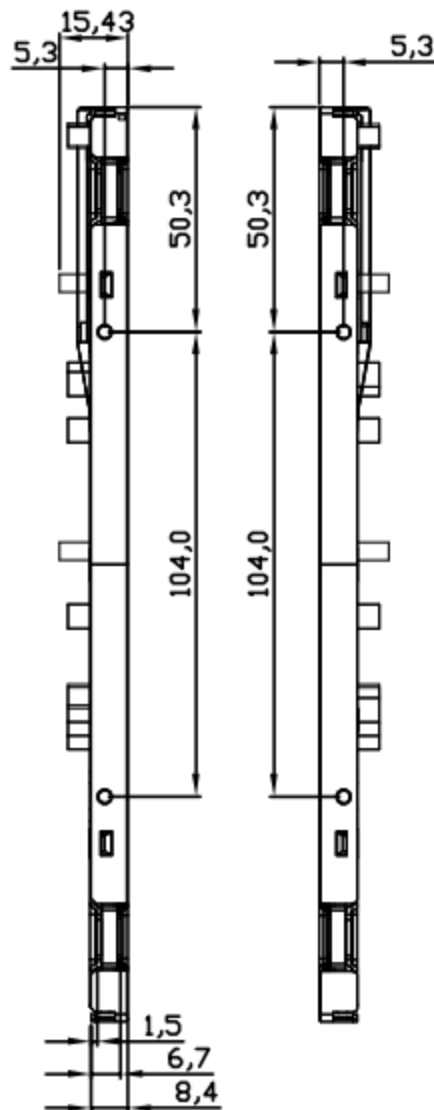
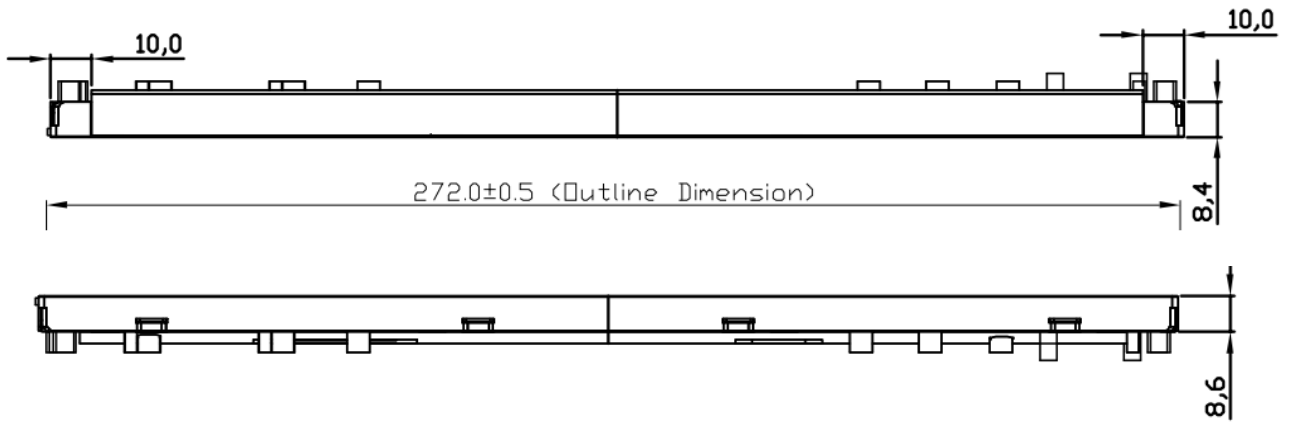
Unit:mm

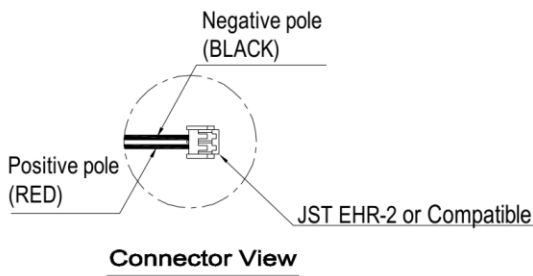
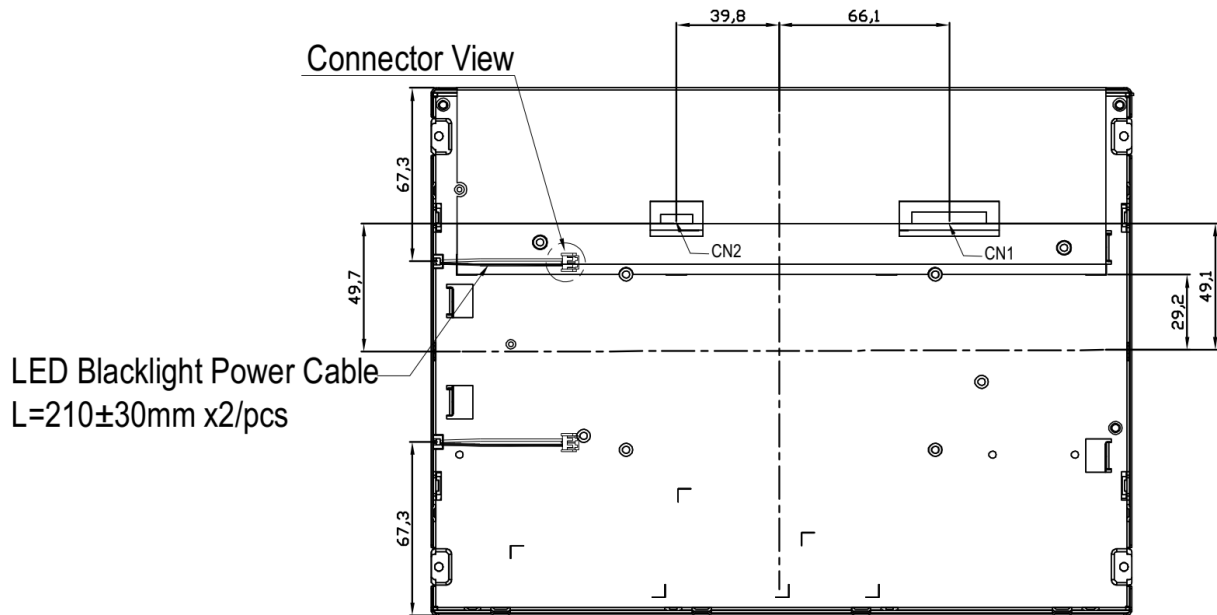


Front View

Back View







Note :

1. THE DIMENSION EXCLUDES DEFORMATION.
2. MODULE THICKNESS TO BE MAX.13.43mm
3. LED B/L CONNECTOR : HD2505-02 OR COMPATIBLE
- 4.CONNECTOR TYPE:
CN1:Starconn 076B20-0048RA-G4 or EQUIVALENT
CN2:ACES 91208-01001-H01 or EQUIVALENT
5. M3 USER HOLE SCREW TORQUE 5.0 kgf- cm MAX.

Ordering Information

Part Number	Description
DLF1268-INN-A01	12.1",1600nits,1024x768,LID12C,5in1,V1
DLH1268-INN-Q01	12.1",1600nits,1024x768,AD8891GDH+LID,DC12V,5in1,V1

Optional Accessories

Part Number	Description
840612051212	ADAPTER,AC/DC,12V/5A,60W,Power-Din-4P,CWT,G99-ABF060F-N022,Efficiency-level-6,R
810618301010	CABLE.POWER.AC.1830mm USA type
810618301090	CABLE,POWER,AC,1830mm Europe type
810618301050	CABLE.POWER.AC.1830mm UK type
810618301170	CABLE.POWER,AC,1830mm Australia type
810618301031	CABLE.POWER.AC.1830mm Japan type

Customer request

Touch	SCT (Single-Touch), PCT (Multi-Touch)
Glass	Tempered glass, AR coating.....