




DLF2118 / DLH2118

21.5" Wide TFT LCD, LED Backlight 1600nits,FHD (1920x1080)

21.5" wide is a full high definition (FHD) LCD panel, built-in 1600 nits high bright for sunlight readable LCD display, high transmittance color filter, high transmission polarizing plates, Low Power Consumption, suitable for kiosk, advertising, POS, marine, transportation, gaming, studio display, gas pump.

Key Features

- Sunlight Readable
- LED Backlight
- High Shock & Vibration Resistance
- Low Power Consumption
- High Uniformity
- Low EMI Noise
- Wide Dimming
- Life Expectancy



Specifications

V1

Model No.	DLF2118	DLH2118
Description	21.5" Wide TFT LCD, LED Backlight 1600 nits, FHD	
Display Area (mm)	476.64 (H) x 268.11(V)	
Brightness	1,600 cd/m ²	
Resolution	1920 x 1080 (FHD)	
Contrast Ratio	900 : 1	
Pixel Pitch (mm)	0.24825(H) x 0.24825(V)	
Viewing Angle	170°(H), 160°(V)	
Display Colors	16.7M colors	
Response Time (Typical)	5 ms	
Sync	LVDS	
Power Consumption	36W / 41W	
Dimensions (mm)	497.6(W) x 292.2(H) x 13.35(D)mm	
Weight (Net)	1.8 Kg	
LED Driving Board	LID21	
Control Board (Optional)	<input type="checkbox"/> AD2662GD <input type="checkbox"/> AD2662GDVAR	
<input type="checkbox"/> AD2662GD	VGA+DVI	
<input type="checkbox"/> AD2662GDVAR	VGA+DVI (Optional S-Video/ Component / Audio/RS232)	
F / R Control Button	<input type="checkbox"/> 5 Key <input type="checkbox"/> 4 Key	
<input type="checkbox"/> 5 Key	Power Switch, Menu, Select (+,-), Auto	
<input type="checkbox"/> 4 Key	Power Switch, Menu, Select (+,-),	
OSD Menu	Brightness, Contrast, H/V Position, Color, Phase, Clock...	
Optional	<input type="checkbox"/> AOT <input type="checkbox"/> Touch Screen	

Specifications are subject to change without notice.

All brands or product names are trademarks or registered trademarks of their respective companies.

DLF= Panel+LED Driving Board

DLH= Panel+LED Driving Board+Control Board




Mechanical Drawing

Outline Dimensions

Unit:mm

- Note :
1. GENERAL TOLERANCE:±0.5mm
 2. ALLOWED DEPTH OF USERHOLE SCREW INSERTION IS 3.8mm MAX.
 3. USER SCREW TORQUE=4.0 kgf/cm MAX.



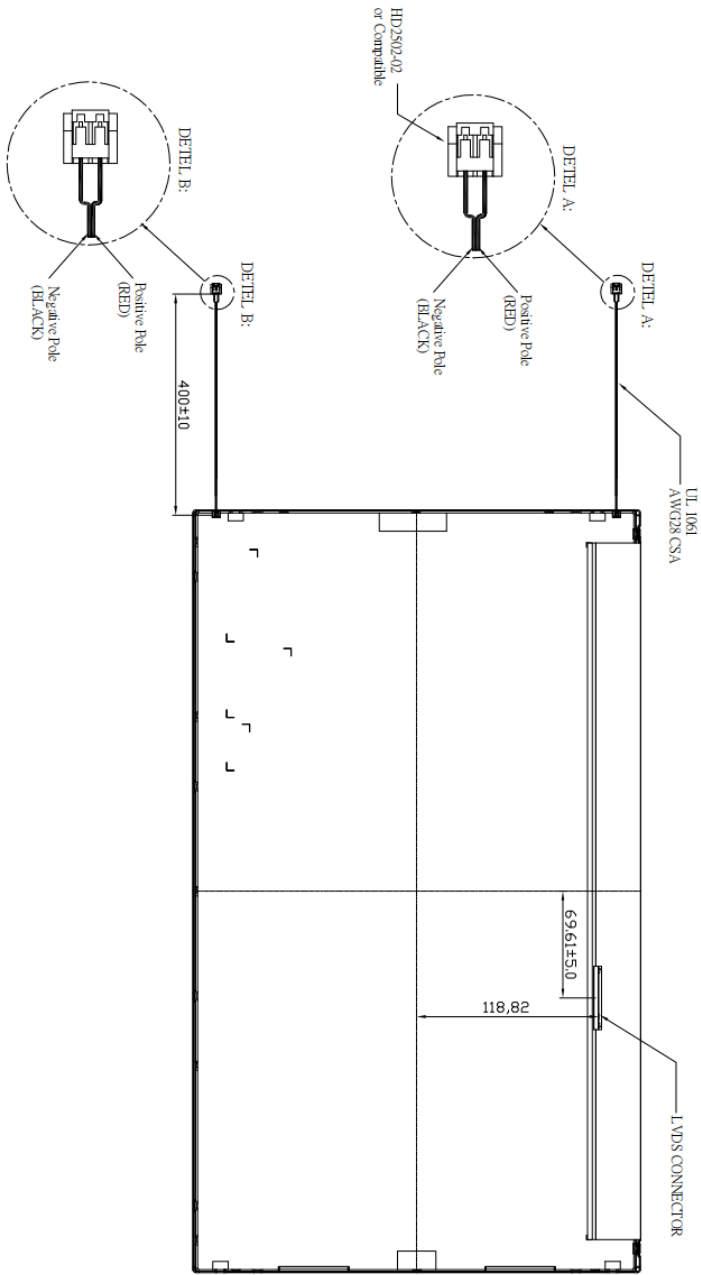
REV	ECN NO.	DESCRIPTION	SIGN	DATE
V0	-	正式承認發行	Morgan_Wu	2014/03/07

APPROVED	CHECKED	DESIGNED	DWG. LEVEL	General tolerance	MATERIAL
		Morgan_Wu	1	±0.5	
			2	±0.35	
			3	±0.25	
			4	±0.15	
			5	±0.1	
			6	±0.05	
			7	±0.02	
			8	±0.01	
			9	±0.005	
			10	±0.002	
			11	±0.001	
			12	±0.0005	

UNIT	SCALE	WEIGHT	PALETTE GENERAL TOLERANCE	3rd Angle	ORIGINAL NUMBER
MM	1:1				AU2118
TITLE AU2118-Outline Dimension Drawing					
DRAWING NO/PART NO. 911021188001					
DESCRIPTION VHB-AUO.2118.16000hls.V0/M215HTN01.1P					
LiteMax		LibMax	SIZE	SHT	REV
Electronic Inc.			A-4	1-2	V0



- Note :
1. GENERAL TOLERANCE:±0.5mm
 2. ALLOW ED DEPTH OF USERHOLE SCREW INSERTION IS 3.8mm MAX.
 3. USER SCREW TORQUE=4.0 kgf/cm MAX.



REV	ECN NO.	DESCRIPTION	SIGN	DATE
V0	-	正式承認發行	Morgan_Wu	2014/03/07

APPROVED	CHECKED	DESIGNED	LEVEL	General tolerance ±	SELECT	MATERIAL
		Morgan_Wu	0 ~ 4	1	2	
			4 ~ 14	0.1	0.2	
			14 ~ 49	0.15	0.25	
			49 ~ 600	0.2	0.3	
			600 ~ 4000	0.3	0.5	

UNIT	SCALE	VECTOR	ANGLE	GENERAL TOLERANCE	3-rd ANGLE	ORIGINAL MODEL
MM	1:1					AU2118

TITLE AU2118-Outline Dimension Drawing

DRAWING NO/PART NO. 911021188001

DESCRIPTION VHB AUO2118,1600DnTs,V0,M215HTN01.1,P

LiteMax LibMax Electronic Inc. SIZE A4 SHF 2-2 REV V0



Ordering Information

Model Name	Description
DLF2118-ENN-A01	21.5", 1600nits, FHD, LID21A, 5-in-1, V1
DLH2118-ENN-G01	21.5", 1600nits, FHD, LID21A, AD2662GD, DC12V input, 5-in-1, V1

Optional Accessories

Part Number	Description
840612051210	ADAPTER, AC/DC, 12V/5.4A, 65W, Atech OEM A065112-TDx.4P SLIDING CAP, P
810618301010	CABLE.POWER.AC.1830mm USA type
810618301090	CABLE, POWER, AC, 1830mm Europe type
810618301050	CABLE.POWER.AC.1830mm UK type
810618301170	CABLE.POWER.AC, 1830mm Australia type
810618301030	CABLE.POWER.AC.1830mm Japan type