



OUR GLOBAL  
COMPETENCE  
CENTRES

 APOLLO DISPLAY  
TECHNOLOGIES



 DISTEC



 DISPLAY  
TECHNOLOGY



# Datasheet

## Distec

**POS-RP-070-01-PRO**

**7" High Brightness Touch Display**

MO-06-011



Version 0.1

01.03.2021

---

The information contained in this document has been carefully researched and is, to the best of our knowledge, accurate. However, we assume no liability for any product failures or damages, immediate or consequential, resulting from the use of the information provided herein. Our products are not intended for use in systems in which failures of product could result in personal injury. All trademarks mentioned herein are property of their respective owners. All specifications are subject to change without notice.

---

## Table of Contents

1	Revision History .....	4
2	Description .....	5
3	Characteristics .....	6
3.1	Interfaces .....	6
4	Mechanical Drawing .....	7
5	Optional Accessories .....	8
5.1	Mounting Frame .....	8
5.1.1	Mounting instruction .....	9
6	Software for the POS-RP-PRO Series .....	10
6.1	Operating systems .....	10
6.1.1	Raspbian O/S .....	10
6.1.2	Emteria O/S .....	10
6.1.3	Yocto Linux .....	10
6.2	Application Software .....	11
6.2.1	Info Beamer .....	11
6.2.2	VideoPoster-IV .....	11

## 1 Revision History

Date	Rev.No.	Description	Page
01.03.2021	0.1	Preliminary Version	All

Preliminary

## 2 Description

Distec's 7" POS-RP-070-01-PRO is a CE certified/IP65 front proof high brightness monitor solution, featuring the Raspberry Pi CM3+ based TFT platform Artista-IoT. Therefore, it is the perfect solution for Industry 4.0 and Internet of Things projects.

Its robust but slim cover offers all options for integration and various applications. The POS-RP-070-01-PRO is equipped with an industrial high-brightness display and is designed for long term availability.

The POS-RP Series features:

- an integrated 5 finger PCAP touchscreen
- an ambient light sensor for automatic brightness adjustment to ambient light conditions
- integrated passive cooling, which allows operating the system under full load even at high ambient temperatures
- VESA Mounting holes for using it as an HMI, mounted on a swivel arm or monitor stand
- As Option: in-wall mounting frame for a variety of integrations in concrete, wooden, or drywall constructions

Artista-IoT offers all advantages of a modern ARM processor platform:

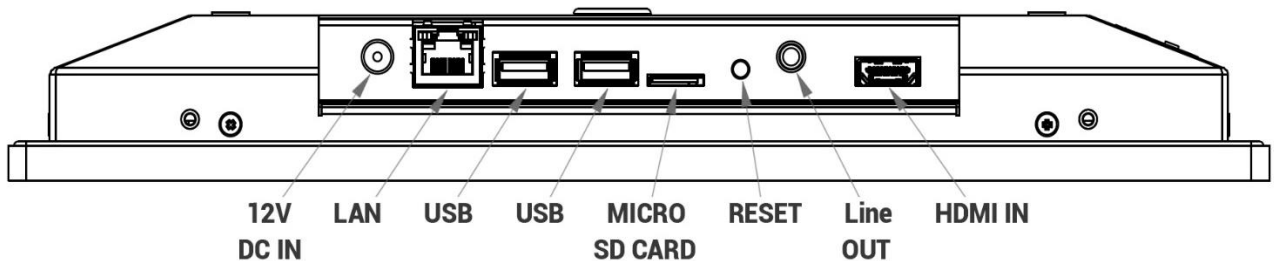
- driven by single 12V power supply (24V in development)
- in comparison to RaspberryPi standard industrial functions like Real-Time-Clock and others
- Basis configuration: CM3+/8GB (optional 16GB or 32GB)
- Standard configuration: Raspian
- LAN, HDMI-IN 1.4, 2xUSB as front interfaces, Micro-SD card reader
- An OSD keypad for full access to OSD menu board (→ [PrismaMedia-Eco Datasheet](#))
- As Option: Wireless - or Bluetooth adapters to be connected via LAN or USB
- As Option: supply as VideoPoster network video player (→ [VideoPoster IV Manual](#))

Users are able to program their own applications on a Raspberry Pi basis or using all operating systems and application programs, which are supplied and supported by the large community.

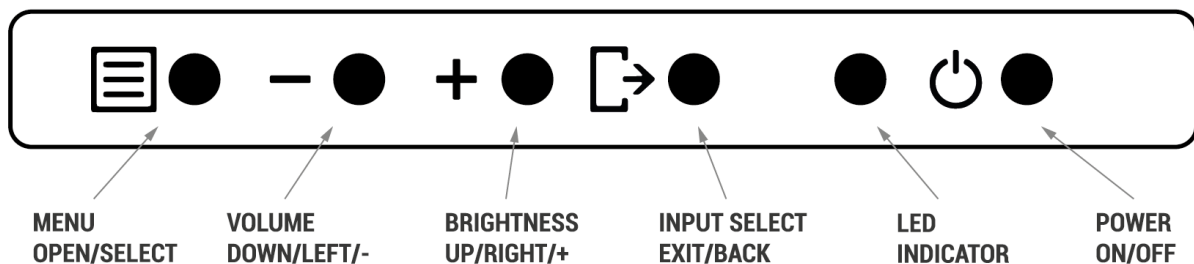
## 3 Characteristics

Items	Unit	Specification
Screen Diagonal	[inch]	7
Pixels H x V		1280x800
Supported Colors		16.7M (8bit color)
Brightness	[cd/m <sup>2</sup> ]	800
Viewing Angle	u/d/l/r	85/85/85/85
Nominal Input Voltage	[V]	12
Typical Power Consumption	[W]	7.0
Electrical Interface		12V, USB, Audio, SD Card, Ethernet RJ45, HDMI
PCAP Touchscreen Touchpoints	finger	5
Storage Temperature	[°C]	-30 to +80
Operating Temperature Range	[°C]	-20 to +70
IP rating		Front IP65
Physical Size H x V x D	[mm]	139.6x200.6x34
Active Area H x V	[mm]	93.6x149.76
Weight	[kg]	1.0

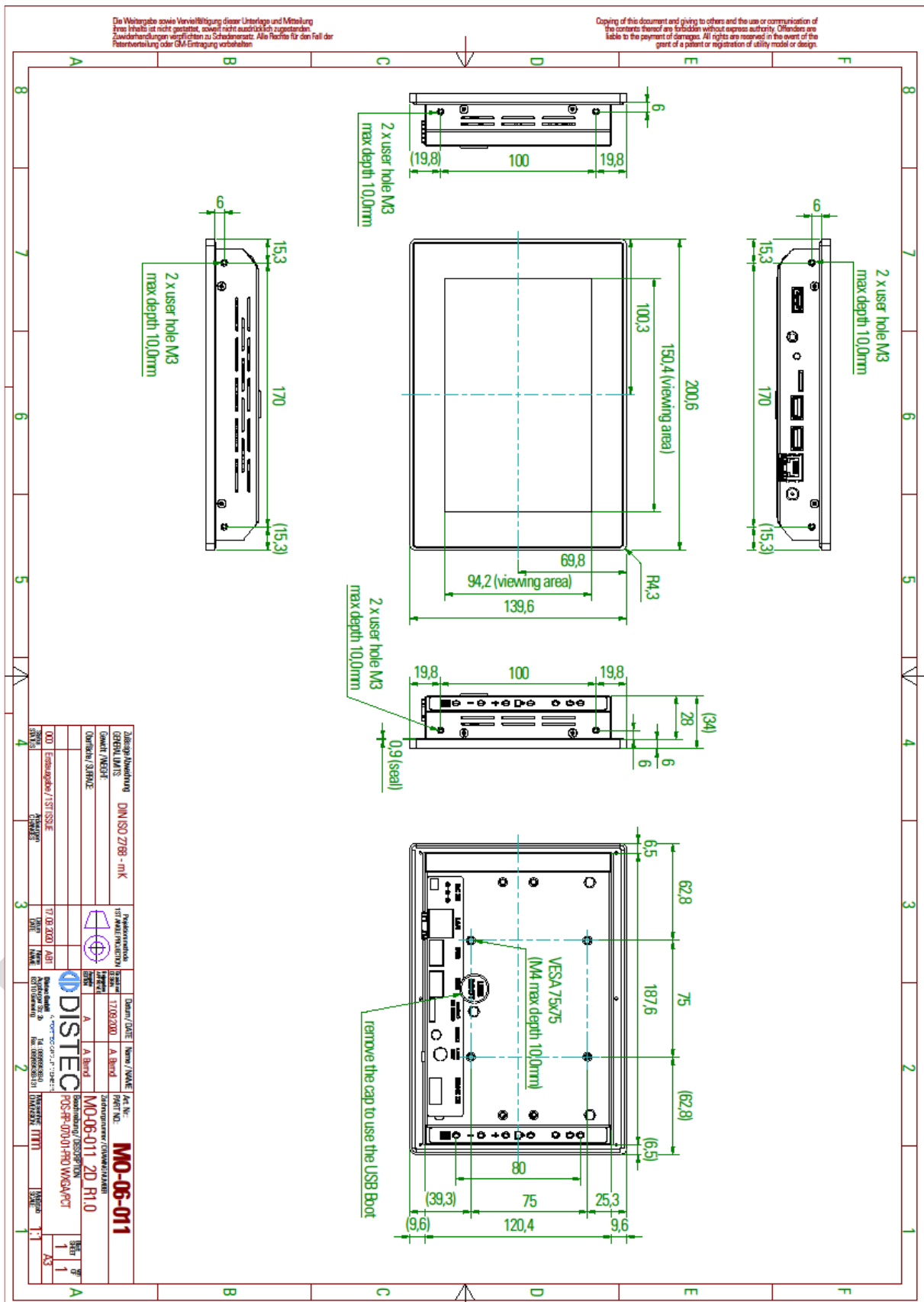
### 3.1 Interfaces



### 3.2 OSD Keypad

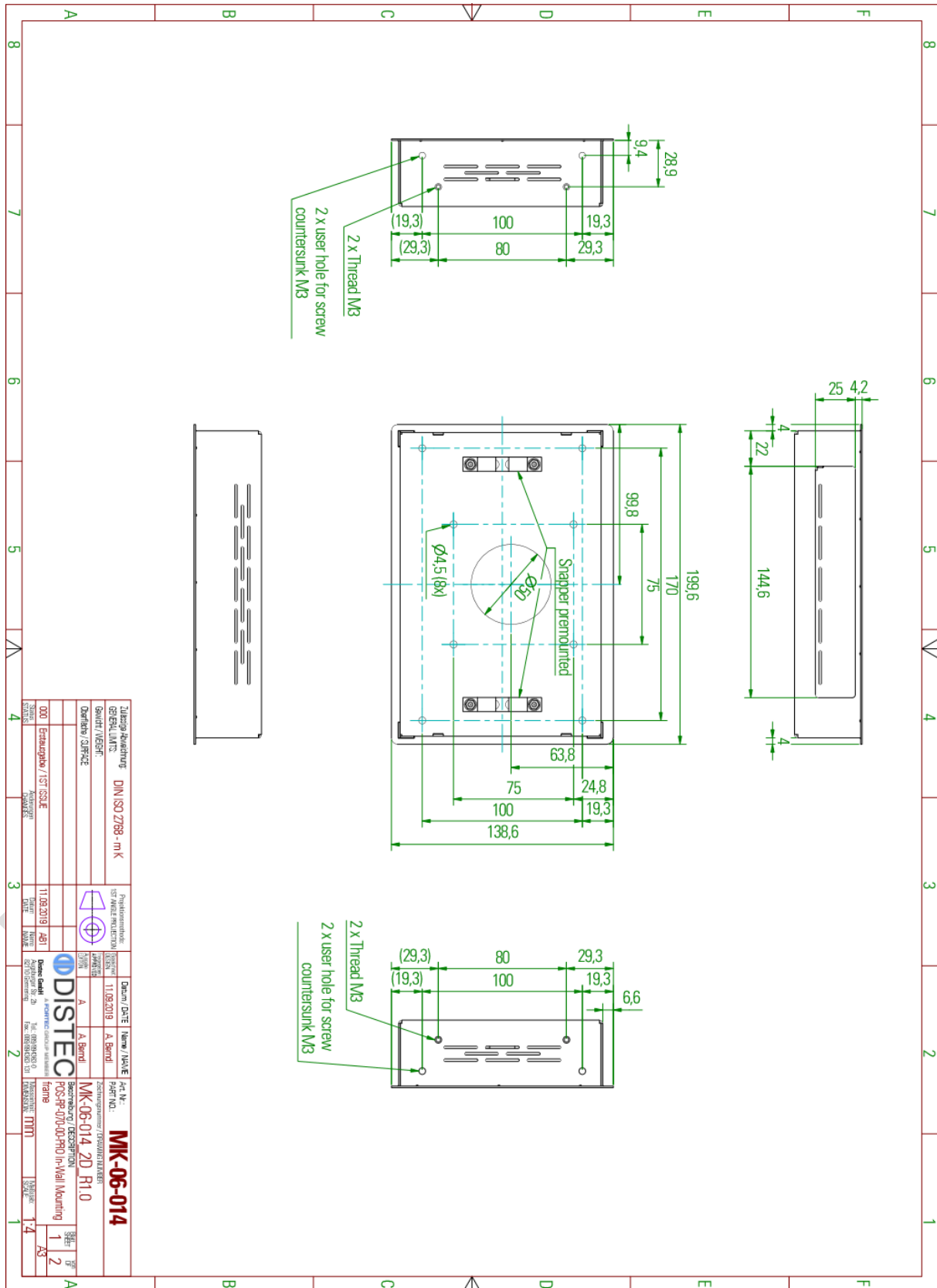


## 4 Mechanical Drawing



## 5 Optional Accessories

### 5.1 Mounting Frame





## 5.1.1 Mounting instruction

**The enclosed snappers must be pre-assembled on the basic unit**

11,2

2 x snapper mounted with Countersunk M4x6

**Mounting dry wall/cement**

194,6

cutout depth 42,0mm

130,5

mounting holes

**Mounting on plate (frontmount)**

194,6

130,5

Front mounting only with double-sided adhesive tape

**rigid mounting option (no snap solution) use of distance bolts M4x12 and screws M4 (Only accessible for installation of the device from behind)**

**Additional mounting options via side holes and threads**

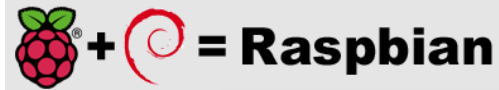
**Additional mounting options via side holes and threads**

Lieferzustand: <b>DIN ISO 2788 - m-K</b> GENERAL: <b>11.09.2019</b> Hersteller / Brand: <b>A Brand</b> Identifizierung / REF: <b>A Brand</b>		Produktkennung: <b>MK-06-014</b> Produkttyp: <b>ZD H1.0</b> Identifizierung / REF: <b>MK-06-014</b> Identifizierung / REF: <b>ZD H1.0</b>	
Datum: <b>11.09.2019</b> Autor: <b>AB</b> Status: <b>000</b>		Datum: <b>11.09.2019</b> Autor: <b>AB</b> Status: <b>000</b>	
Hersteller / Brand: <b>FORTEC</b> Identifizierung / REF: <b>MK-06-014</b> Identifizierung / REF: <b>ZD H1.0</b>		Hersteller / Brand: <b>FORTEC</b> Identifizierung / REF: <b>MK-06-014</b> Identifizierung / REF: <b>ZD H1.0</b>	

## 6 Software for the POS-RP-PRO Series

### 6.1 Operating systems

#### 6.1.1 Raspbian O/S



Raspbian is a free operating system based on Debian optimized for the Raspberry Pi hardware.

#### 6.1.2 Emteria O/S



Emteria is an O/S based on industrial Android 7.x, providing a simplified development process.

#### 6.1.3 Yocto Linux



The Yocto Project provides tools and processes that enable the creation of Linux distributions for embedded and IoT software.

## 6.2 Application Software

### 6.2.1 Info Beamer



[Info Beamer](#) is capable of displaying any kind of information since it is fully programmable e.g. for synchronized content and full HD video playback.

### 6.2.2 VideoPoster-IV



[VideoPoster](#) is a full HD capable network player. MPEG media files are played from an SD card. Videos are transferred via USB or Ethernet.

Preliminary

Our company network supports you worldwide with offices in Germany, Austria, Switzerland, the UK and the USA. For more information please contact:

## Headquarters

### Germany



#### FORTEC Elektronik AG

Augsburger Str. 2b  
82110 Germering

Phone: +49 89 894450-0  
E-Mail: [info@forteca.de](mailto:info@forteca.de)  
Internet: [www.forteca.de](http://www.forteca.de)

## Fortec Group Members

### Austria



#### Distec GmbH Office Vienna

Nuschinggasse 12  
1230 Wien

Phone: +43 1 8673492-0  
E-Mail: [info@distec.de](mailto:info@distec.de)  
Internet: [www.distec.de](http://www.distec.de)

### Germany



#### Distec GmbH

Augsburger Str. 2b  
82110 Germering

Phone: +49 89 894363-0  
E-Mail: [info@distec.de](mailto:info@distec.de)  
Internet: [www.distec.de](http://www.distec.de)

### Switzerland



#### ALTRAC AG

Bahnhofstraße 3  
5436 Würenlos

Phone: +41 44 7446111  
E-Mail: [info@altrac.ch](mailto:info@altrac.ch)  
Internet: [www.altrac.ch](http://www.altrac.ch)

### United Kingdom



#### Display Technology Ltd.

Osprey House, 1 Osprey Court  
Hichingbrooke Business Park  
Huntingdon, Cambridgeshire, PE29 6FN

Phone: +44 1480 411600  
E-Mail: [info@displaytechnology.co.uk](mailto:info@displaytechnology.co.uk)  
Internet: [www.displaytechnology.co.uk](http://www.displaytechnology.co.uk)

### USA



#### Apollo Display Technologies, Corp.

87 Raynor Avenue,  
Unit 1 Ronkonkoma,  
NY 11779

Phone: +1 631 5804360  
E-Mail: [info@apolloDisplays.com](mailto:info@apolloDisplays.com)  
Internet: [www.apolloDisplays.com](http://www.apolloDisplays.com)