



OUR GLOBAL
COMPETENCE
CENTRES

 APOLLO DISPLAY
TECHNOLOGIES



 DISTEC



 DISPLAY
TECHNOLOGY



Datasheet

Distec

POS-RP-133-00-PRO

13,3" Monitor with Artista IoT

MO-06-014 (MO-06-064, MO-06-084)

PROSERIES

Version 0.1

20.10.2021



The information contained in this document has been carefully researched and is, to the best of our knowledge, accurate. However, we assume no liability for any product failures or damages, immediate or consequential, resulting from the use of the information provided herein. Our products are not intended for use in systems in which failures of product could result in personal injury. All trademarks mentioned herein are property of their respective owners. All specifications are subject to change without notice.

Table of Contents

1	Revision History	4
2	Description	5
3	Characteristics	6
3.1	Interfaces	6
3.2	OSD Keypad	6
4	Mechanical Drawing	7
5	Optional Accessories	8
5.1	Overview	8
5.2	Mounting Frame	9
5.2.1	Mounting instruction	10

1 Revision History

Date	Rev.No.	Description	Page
06.09.2021	0.1	Preliminary Version	All

2 Description

Distec's 13.3" POS-RP-133-00-PRO is a CE certified/IP65 proof front monitor solution, featuring the Raspberry Pi CM3+ based TFT platform Artista-IoT. Therefore, it is the perfect solution for Industry 4.0 and Internet of Things projects.

Its robust but slim cover offers all options for integration and various applications. The POS-RP-133-00-PRO is equipped with an industrial high-brightness display and is designed for long term availability.

The POS-RP Series features:

- an integrated 10 finger PCAP touchscreen
- integrated passive cooling, which allows operating the system under full load even at high ambient temperatures
- VESA Mounting holes for using it as an HMI, mounted on a swivel arm or monitor stand
- As Option: in-wall mounting frame for a variety of integrations in concrete, wooden, or drywall constructions

Artista-IoT offers all advantages of a modern ARM processor platform:

- driven by single 12V power supply (24V in development)
- in comparison to RaspberryPi standard industrial functions like Real-Time-Clock and others
- Basis configuration: CM3+/8GB (optional 16GB or 32GB)
 - Note: Due to the market situation, Distec reserves the right to install the respective CM3 + module available on the market in the series so that the delivery capability of the POS-XX-PRO series can be improved
- Standard configuration: Raspian
- LAN, HDMI-IN 1.4, 2xUSB as front interfaces, Micro-SD card reader
- An OSD keypad for full access to OSD menu board (→ [PrismaMedia-Eco Datasheet](#))
- *As Option*: Wireless - or Bluetooth adapters to be connected via LAN or USB

Available Software:

The Monitors with VideoPoster or WebPoster as optional Application-Software can be ordered with the following part no MO-06-064 (VP) or MO-06-084 (WP).

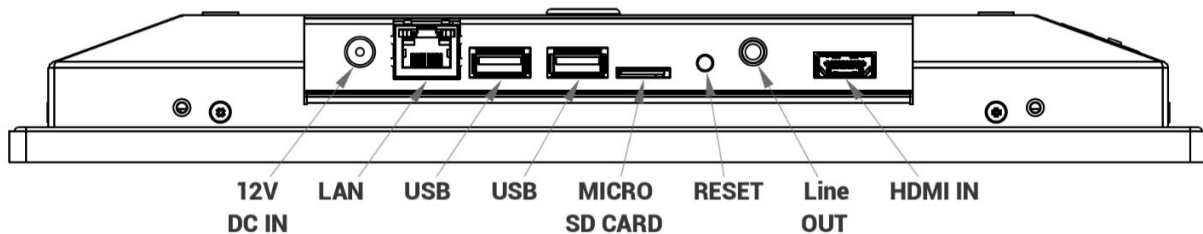
Users are able to program their own applications on a Raspberry Pi basis or using all operating systems and application programs, which are supplied and supported by the large community.

More details regarding available application software and operating systems can be found in the [flyer](#).

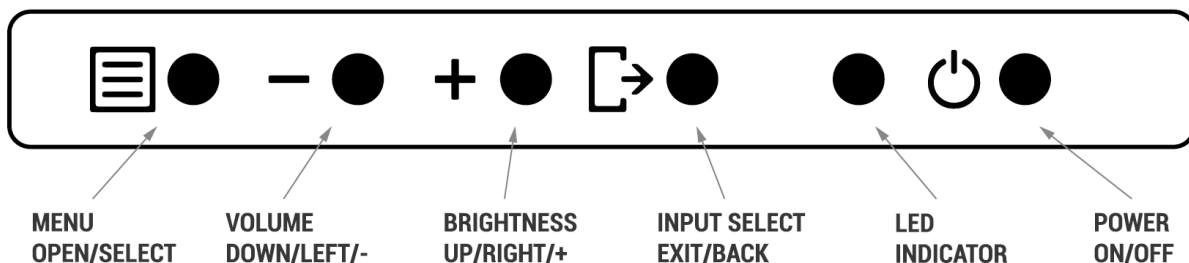
3 Characteristics

Items	Unit	Specification
Screen Diagonal	[inch]	13.3
Pixels H x V		1920 x 1080
Supported Colors		16.7M (8bit color)
Brightness	[cd/m ²]	350
Viewing Angle	v/h	89/89/89/89
Nominal Input Voltage	[V]	12
Typical Power Consumption	[W]	14
Electrical Interface		12V, USB, Audio, SD Card, Ethernet RJ45, HDMI
PCAP Touchscreen Touchpoints	finger	10
Storage Temperature	[°C]	-20 to +70
Operating Temperature Range	[°C]	-20 to +50
IP rating		Front IP65
Physical Size H x V x D	[mm]	344,1 x 213.6 x 36.6
Active Area H x V	[mm]	293,5 x 165.1
Weight	[kg]	3

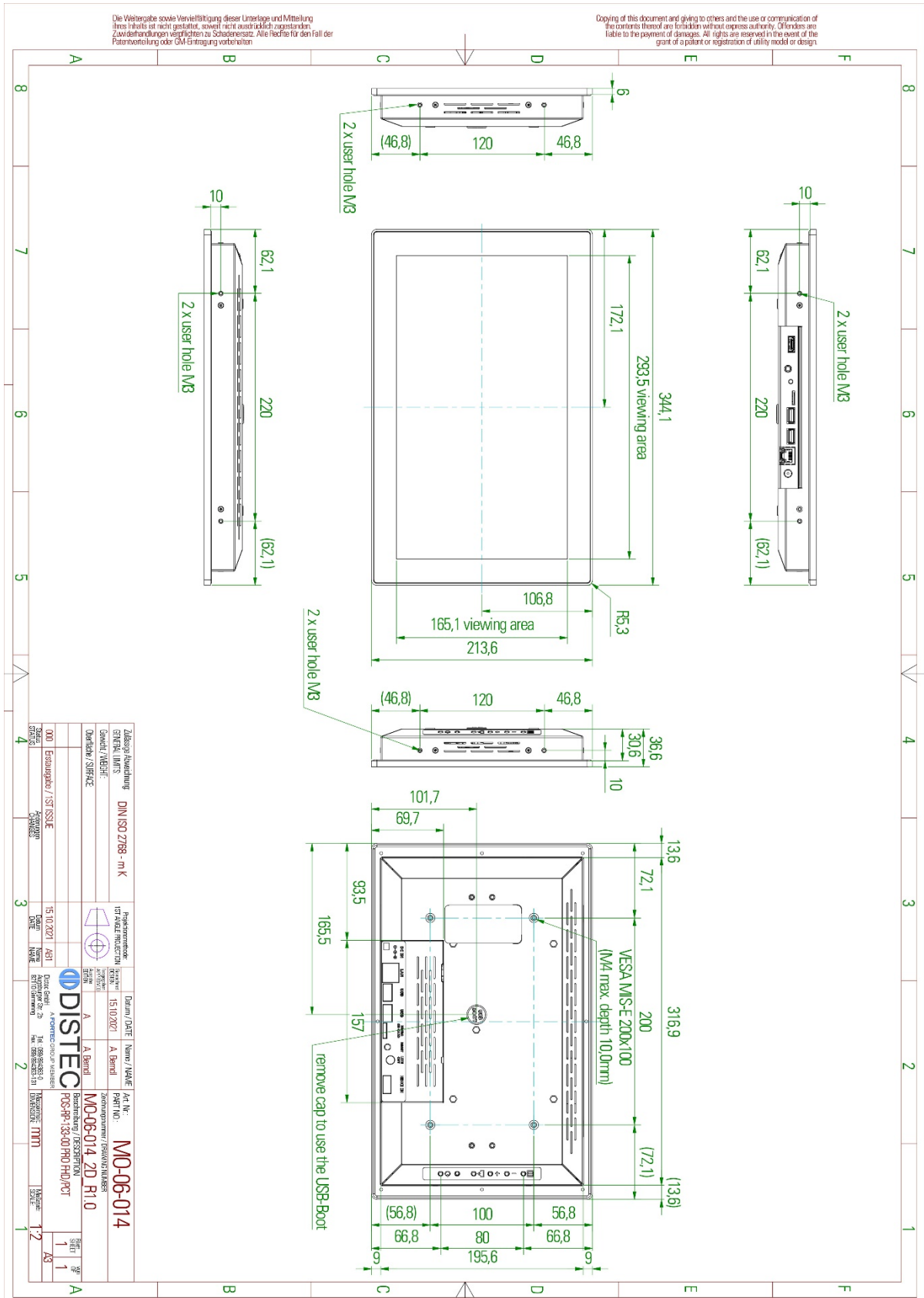
3.1 Interfaces



3.2 OSD Keypad



4 Mechanical Drawing

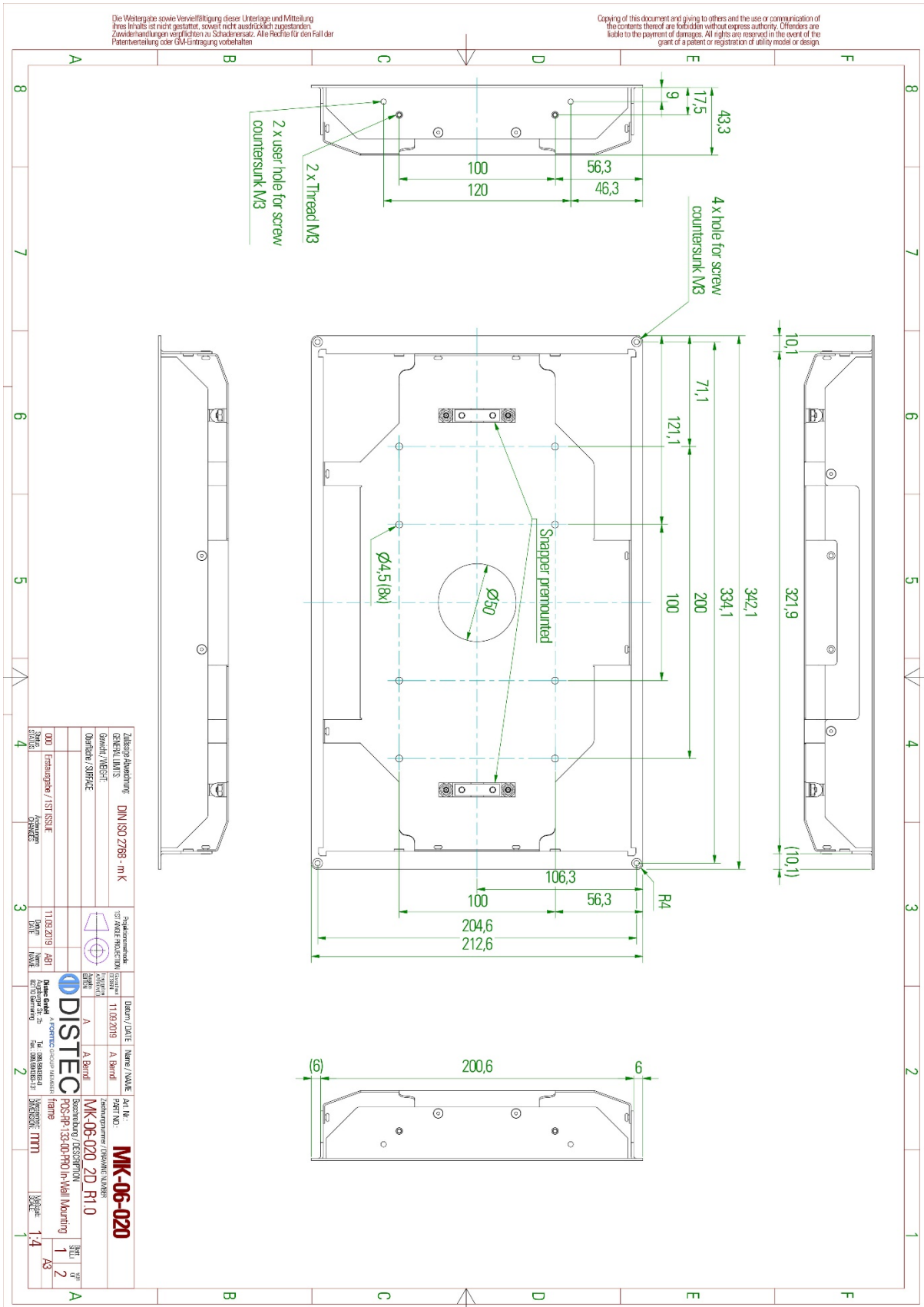


5 Optional Accessories

5.1 Overview

Mounting		
In-Wall Mounting Frame	MK-06-020	POS-RP/4K-133-00-PRO In-Wall mounting Frame
Power Supply Unit		
PSU 12V/5A	NT-01-062	AC Adapter CWT KPL-060F-VI(C14/12V5A)2,1
Power Cord EU	DB-07-225	IEC PowerCord (EU-C13) 3x0,75 black 1,8m
Power Cord UK	DB-07-226	Power Cord (UK - C13) black 1,8m
Power Cord USA	DB-07-238	Power Cord (US-C13) black 1,8m/6 feet
Other		
WiFi	PC-05-071	DELOCK 12462 WLAN Stick/Antenna USB 2.0
Micro SD-Card	PC-04-030	microSDHC CARD 16GB SANDISK ULTRA 80MB/S

5.2 Mounting Frame



5.2.1 Mounting instruction

Die Weitergabe sowie Vervielfältigung dieser Unterlage und Mitteilung ihres Inhalts ist nicht gestattet, soweit nicht ausdrücklich zugestanden. Zwecken vorbehalten. Änderungen vorbehalten. Alle Rechte für den Fall der Patentverletzung oder DMI-Entragung vorbehalten.

Copying of this document and giving to others and the use or communication of the contents thereof are forbidden without express authority. Offenders are liable to the payment of damages. All rights are reserved in the event of the grant of a patent or registration of utility model or design.

The enclosed snappers must be pre-assembled on the basic unit

11.2

2 x snapper mounted with Countersunk M4x6

rigid mounting option (no snap solution) use of distance bolts M4x12 and screws M4 (Only accessible for installation of the device from behind)

Mounting dry wall/cement

cutout depth 44,0mm

325,9

204,6

mounting holes

Mounting on plate (frontmount)

R5

325,9

204,6

mounting holes

Additional mounting options via side holes and threads

Additional mounting options via side holes and threads

Additional mounting options via side holes and threads

Technical drawing DIN ISO 2768 - m K

General title MK-06-020

Ordering MK-06-020 2D R10

ITEM	QTY	UNIT	REVISION
1	2	PCB	
2	2	SCREW	
3	2	SCREW	
4	2	SCREW	

Field	Value
Regulierungsbereich	11.03.2019
1st DATE	11.03.2019
1st DATE	11.03.2019
1st DATE	11.03.2019
1st DATE	11.03.2019
1st DATE	11.03.2019

FORTEC ELEKTRONIK AG
Kontakt: 052 910 90 90
E-Mail: info@fortec.de
Web: www.fortec.de

Our company network supports you worldwide with offices in Germany, Austria, Switzerland, the UK and the USA. For more information please contact:

Headquarters

Germany



FORTEC Elektronik AG

Augsburger Str. 2b
82110 Germering

Phone: +49 89 894450-0
E-Mail: info@fortecag.de
Internet: www.fortecag.de

Fortec Group Members

Austria



Distec GmbH Office Vienna

Nuschinggasse 12
1230 Wien

Phone: +43 1 8673492-0
E-Mail: info@distec.de
Internet: www.distec.de

Germany



Distec GmbH

Augsburger Str. 2b
82110 Germering

Phone: +49 89 894363-0
E-Mail: info@distec.de
Internet: www.distec.de

Switzerland



ALTRAC AG

Bahnhofstraße 3
5436 Würenlos

Phone: +41 44 7446111
E-Mail: info@altrac.ch
Internet: www.altrac.ch

United Kingdom



Display Technology Ltd.

Osprey House, 1 Osprey Court
Hinchingsbrooke Business Park
Huntingdon, Cambridgeshire, PE29 6FN

Phone: +44 1480 411600
E-Mail: info@displaytechnology.co.uk
Internet: www.displaytechnology.co.uk

USA



Apollo Display Technologies, Corp.

87 Raynor Avenue, Unit 1
Ronkonkoma, NY 11779

Phone: +1 631 5804360
E-Mail: info@apolloDisplays.com
Internet: www.apolloDisplays.com